 Peripherals and Communications



Innovations in R12 focus on improving healthcare quality, increasing operational efficiency and reducing user's costs with an affordable and compact solution



BeneHeart R12
Electrocardiograph



Mindray Building, Keji 12th Road South,
High-tech Industrial Park, Nanshan, Shenzhen 518057, P.R. China
Tel: +86 755 8188 8998 Fax: +86 755 26582680
E-mail: intl-market@mindray.com www.mindray.com

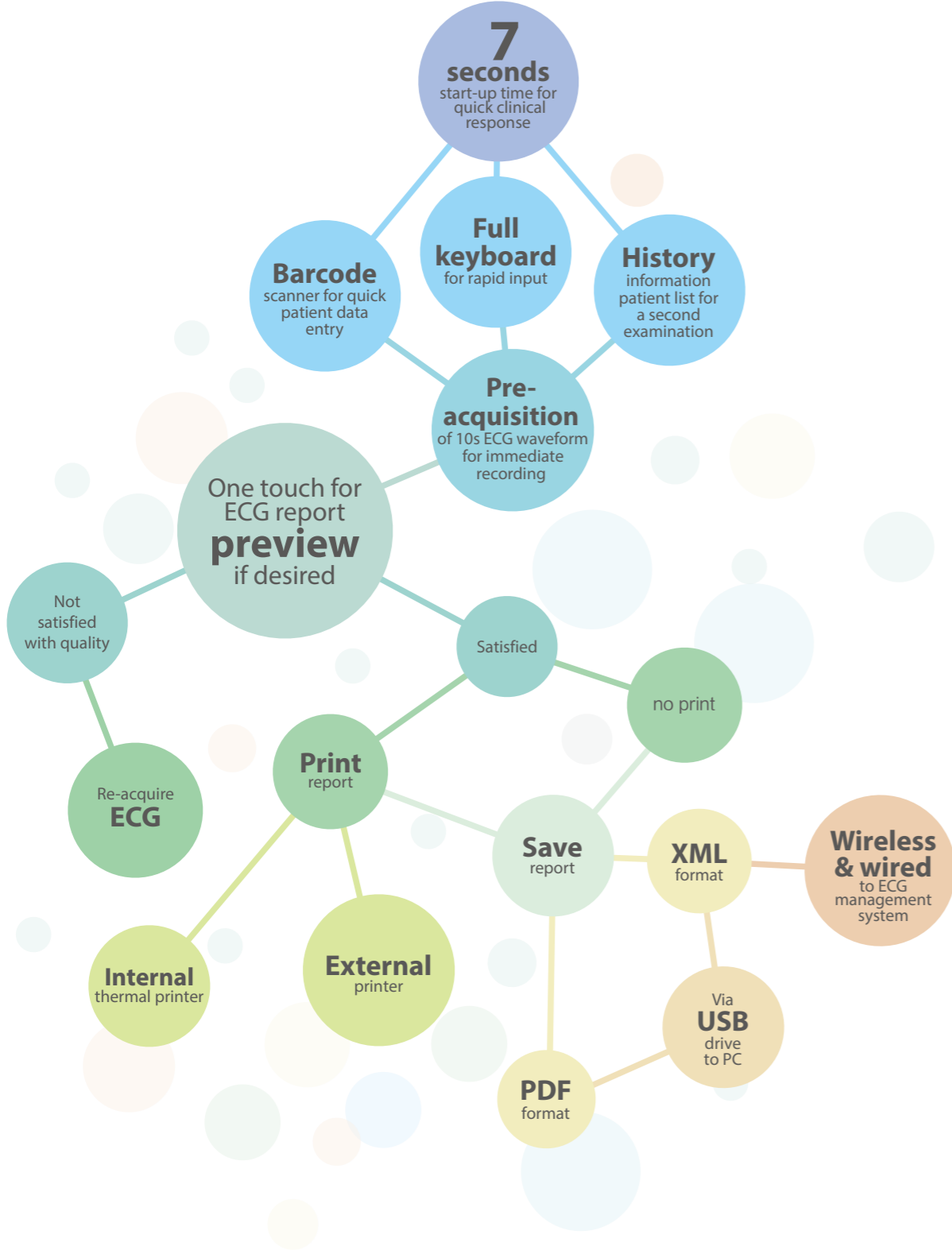
mindray | healthcare within reach | BeneHeart are registered trademarks or trademarks owned by Shenzhen Mindray Bio-medical Electronics Co., LTD.
© 2013 Shenzhen Mindray Bio-Medical Electronics Co., Ltd. All rights reserved. Specifications subject to changes without prior notice.
P/N:ENG-BeneHeart R12-210285x8P-20141026



MEDVAL
healthcare

mindray
healthcare within reach

BeneHeart R12 delivers rapid and accurate ECG diagnosis to help you meet a variety of clinical demands



Environment and Modernization

Paperless process delivers faster patient testing and reduces the use of costly ECG paper

- Full print preview image helps you decide if an immediate repeat of an ECG recording is needed, giving you a faster workflow than ever before
- Preview image for instantaneous on-screen review allows you to send data to the ECG management system without printing
- Review on screen helps you to retrieve previous ECG reports at any time



Easy to use technology saves you time



- 8-inch high-resolution colour display
- Optional touchscreen



- User friendly workflow buttons
- Modern designed soft touch hotkeys
- Standard keyboard layout



Patient demographics can be retrieved from the patient list



Anatomically designed cable to minimise tangling and lead reversal



Optional barcode scanner for rapid input of accurate patient demographics

Intelligent design for busy professionals



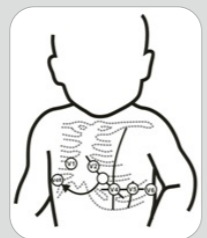
- Stable, clean, and accurate ECG waveforms ensure the quality of ECG data and aid faster processing
- Clear view of results helps you focus on diagnosis and care
- Save up to 800 ECG records internally, or use the USB flash drive for offline ECG storage and transmission
- Lithium ion battery powers greater than 3.5 hours of continuous operation or 400-page recording on one charge
- One of the lightest 12-lead electrocardiographs available – only 4.8 kg
- Optional hardy and compact trolley for easy mobility and storage

Globally recognised Glasgow 12-lead analysis supports diagnostic confidence

I Accurate diagnosis in adults and children from birth upwards. Over 40 years continuous development of the Glasgow algorithm delivers one of the world's best ECG analyses

ID:	2012050454367890
Name:	Doc, John
DOB:	1940-05-01 72Years
Gender:	Male
Race:	Caucasian
Medication 1:	No Medication
Medication 2:	No Medication

Age, gender and ethnicity specific criteria to improve accuracy for individual patients

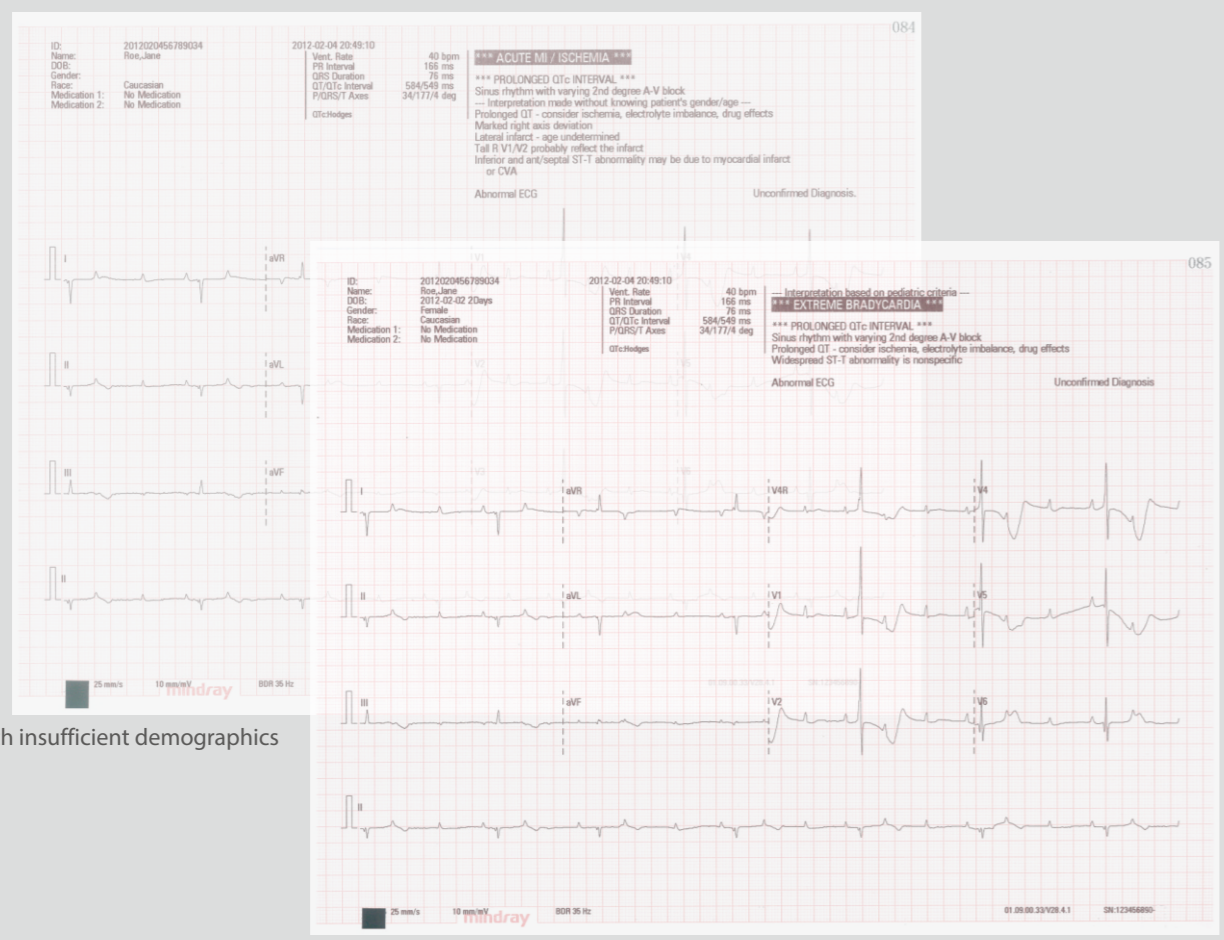


Automated diagnosis using the V₄R (C₄R) electrode placement is ideal for paediatric patients

*** CONSIDER ACUTE STEMI ***	
Sinus arrhythmia with borderline 1st degree A-V block	
Left ventricular hypertrophy	
Inferior ST elevation, CONSIDER ACUTE INFAR	
Anteroseptal ST depression is probably recogn	

Six Critical Value highlighted warnings aid rapid response for potentially urgent issues

II Automated re-analysis after modification of patient demographics aids rapid ECG capture with the option to add patient information later



with insufficient demographics

after demographics update (age, gender added)

Digital pacemaker detection provides reliable report of atrial, ventricular and A-V sequential pacing mode without selecting pacemaker detection sensitivity

Review a significant arrhythmia event by adding additional 1-minute printout after auto ECG operation

