

RADspeed Pro

GENERAL RADIOGRAPHIC SYSTEM
Manual



High Productivity and Reliability: Hallmarks of Shimadzu X-Ray Systems!

With over a century of experience in manufacturing X-ray apparatus, Shimadzu's expertise in X-ray systems is well recognized.

For years, Shimadzu's X-ray products have been associated with legendary reliability, cost-effectiveness and quality in the medical industry.

Shimadzu's general radiographic systems are imbued with the Shimadzu heritage.

Additionally, our general radiographic system features state-of-the-art technology that enhances productivity, user-operability, patient comfort and safety.



Superb Performance & Efficiency

MC Type

A ceiling-mounted X-ray tube system with a wide range of movement allows excellent imaging, technique flexibility and easy access to the patient.

This enhanced flexibility is ideal for imaging centers that demand high productivity to meet fast patient throughput.



MF Type

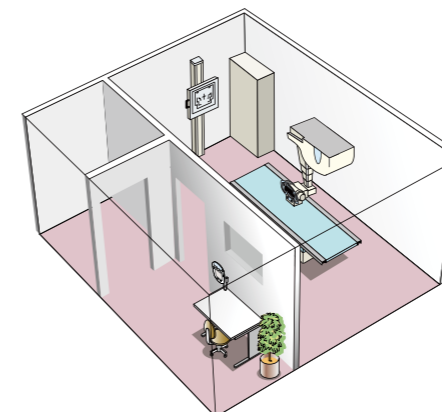
The system is for compact floor-mounted tube support installations.

Designed to exacting specifications, the system delivers high-performance, high-quality, and cost-effective operation in a superior general radiographic system.



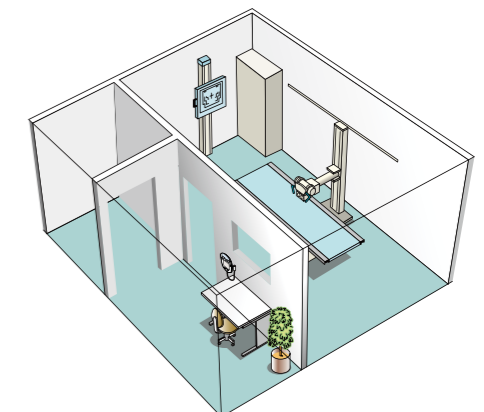
Space Saving Concept

The compact, space-saving high voltage generator provides more working space as well as a flexible layout. A ceiling-mounted X-ray tube further increases the spatial area around the patient on a Bucky table or trolley.



Space Saving Concept

The compact, space-saving high-frequency generator and tube support provide greater working space and flexible layout.



More Possibility to Make Your System Operation Even Easier

Patient Care Concept

Illumination Functions option

This advanced feature allows the X-ray generator to provide solutions to the following problems, allowing the operator to concentrate on patient care:

- Infant and frail elderly patients who need constant attention
- Split-second timing is required for patients who have difficulty holding their breath.
- Quick positioning and image capture when required



The hand switch also lights up to indicate status.

Illumination Color and Alarm Sound When Preparation for Exposure Is Complete



Using Bucky stand



Using Bucky table

Generator Equipped with High-Frequency Inverter Technology

The RADspeed Pro general radiographic system is equipped with an advanced-level generator designed using state-of-the-art high-frequency inverter technology, which produces sharp and high-contrast X-ray images. User-friendly sequential multi-directional radiography functions allow the operator to register and then utilize up to 7 sequential preset memory parameters.

50 kHz High-Frequency Generator

Up to **7** Sequential Multi-Directional Radiography Exposure Presets

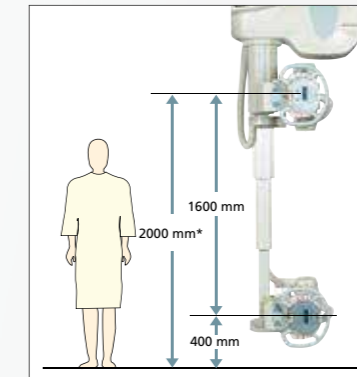
New energy saving collimator with a bright irradiation field

LEDs have been adopted as the light source to indicate the irradiation field. This reduces power consumption while improving brightness levels and durability.



Long Vertical Travel

The long vertical travel range, which is 1600 mm, provides sufficient SID (Source Image Distance) for images in the supine position as well as for low position images in the standing position.

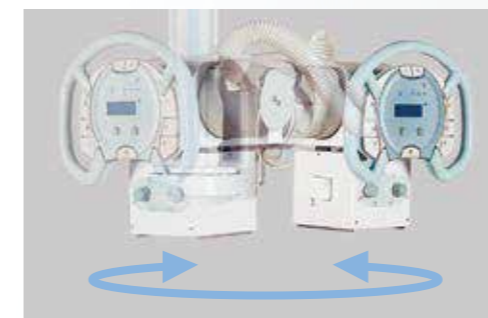


The dimensions shown above are for a ceiling height of 2,850 mm (with standard rails). (* The distance between the focus and the floor for images in the supine position is approximately 2000 mm.)

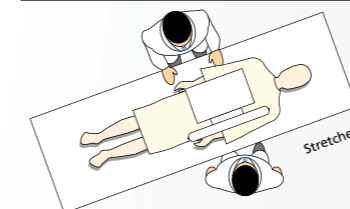
X-rays of the knee-joint can be taken in the standing position.

Free Rotation around the Support Axis

Rotation around the vertical axis is enabled, by activating the rotation-switch, which is located on the control panel. The lock can be set in any position, allowing precise, accurate positioning.



Radiographic table



Heavy Duty Height-Adjustable Bucky Table with 4-Way Floating Tabletop

The Bucky table BK-120MK can easily lift up to 200 kg. Patient positioning is made easier with the extremely smooth-moving tabletop. The unit's minimum height of 535 mm makes it easy for old and young patients alike to get on and off the examination table. The BK-120MK includes a Bucky unit with a cassette tray and grid.



Wide Range of Choices to Meet Your Needs

X-Ray Tube Support

CH-200M

Ceiling-mounted tube support

Longitudinal travel: 2950 up to 4450 mm (selectable)
Lateral travel: 1400 up to 2700 mm (selectable)
Vertical travel: 1600 mm
Tube angulation around the horizontal axis: +120° to -180°
Vertical rotation: ±180°



FH Series

FH-20HR: Floor-mounted tube support
(2 rails: both on floor)

FH-21HR: Floor/Wall or Floor/
Ceiling-mounted tube support
(2 rails: one on floor, other on ceiling or wall)

Longitudinal travel: 2500 mm
Lateral travel (telescopic arm): 250 mm
Vertical travel: 1550 mm
Tube angulation around the horizontal axis: ±180°continuous
Column rotation for lateral tabletop radiography: ±90°



FH-20HR

FH-21HR

Bucky Tables

BK-200

Heavy duty Bucky table

Height range: 535 mm to 850 mm
Max. lifting weight: 295 kg
Tabletop floating range: 1150 mm (long.), 250 mm (transverse)
Cassette size: 8" x 10" to 14" x 17"
Bucky unit movement range: 400 mm
Grid is removable



BK-120MK

Height-adjustable Bucky table

Height range: 535 mm to 850 mm
Max. lifting weight: 200 kg
Tabletop floating range: 1100 mm (long.), 250 mm (transverse)
Cassette size: 6.5" x 8.5" to 14" x 17"
Bucky unit movement range: 380 mm
Grid is removable



BK-12HK

Bucky table

Max. allowable load : 200kg
Tabletop floating range: 1100 mm (long.), 250 mm (transverse)
Tabletop height: 700 mm
Cassette size: 6.5" x 8.5" to 14" x 17"
Bucky unit movement range: 380 mm
Grid is removable



Bucky Stand

BR-120M

A Bucky unit height of just 552 mm and a convenient lower cutout make this unit both compact and convenient for patients.

Cassette size: 6.5" x 8.5" to 14" x 17"
Vertical travel range: 1500 mm
Grid is removable



Collimator

R-20J

Manual Collimator

Max. 430 mm x 430 mm irradiation field at 100 cm SID
Light switch with automatic off function
Accessory rails
LED lamp



X-Ray High Voltage Generators



High Grade Type

Large capacity and high-frequency inverter
Exposure timing indicated by light and sound
All APR units include a sharp, easy-to-read color LCD touch panel.
Quick setup with jog dials and Up/Down buttons

Model	UD150B-40	UD150V-40	UD150L-40
Max. output power (kW)	80	65	50
Tube voltage range (kV)	40 to 150	40 to 150	40 to 150
Tube current (mA@100 kV)	800	650	500
(mA@80 kV)	1000	800	630
Exposure time (sec)	0.001 to 10		
Anatomical programs (APR)	800 (adjustable layout)		
Panel operation	Color LCD + Touch panel		



Standard Type

High-frequency inverter
Exposure timing indicated by light and sound (option)
A large-character readout LED and hybrid keys allow easy, one-touch setting of APR exposure parameters.

Model	UD150L-40E	UD150L-40F
Max. output power (kW)	50 (32 kW /single 200 V power supply)	
Tube voltage range (kV)	40 to 150	
Tube current (mA@100 kV)	500 (320)	
(mA@80 kV)	630 (400)	
Exposure time (sec)	0.001 to 10	
Anatomical programs (APR)	245	
Panel operation	Soft / membrane keys	
Number of X-ray tubes connectable	1	2

Founded in 1875, Shimadzu Corporation, a leader in the development of advanced technologies, has a distinguished history of innovation built on the foundation of contributing to society through science and technology. We maintain a global network of sales, service, technical support and applications centers on six continents, and have established long-term relationships with a host of highly trained distributors located in over 100 countries. For information about Shimadzu, and to contact your local office, please visit our Web site at www.shimadzu.com



Shimadzu Corporation

Headquarters

1, Nishinokyo-Kuwabara-cho, Nakagyo-ku, Kyoto 604-8511, Japan
<https://www.med.shimadzu.co.jp>



Shimadzu Corporation Medical Systems Division has been certified by TÜV Rheinland as a manufacturer of medical systems in compliance with ISO9001:2008 Quality Management Systems and ISO13485:2003 Medical Devices Quality Management Systems.

Remarks:

- Every value in this catalogue is a standard value, and it may vary a little from the actual at each site.
- The appearances and specifications are subject to change for reasons of improvement without notice.
- Certain configurations may not be available pending regulatory clearance. Contact your Shimadzu representative for information on specific configurations.
- Before operating this system, you should first thoroughly review the Instruction Manual.